

A silhouette of a large, gnarled tree with many branches, set against a bright orange and yellow sunset sky. The sun is a large, glowing orb on the right side of the frame, partially obscured by the tree's branches. The overall mood is dramatic and contemplative.

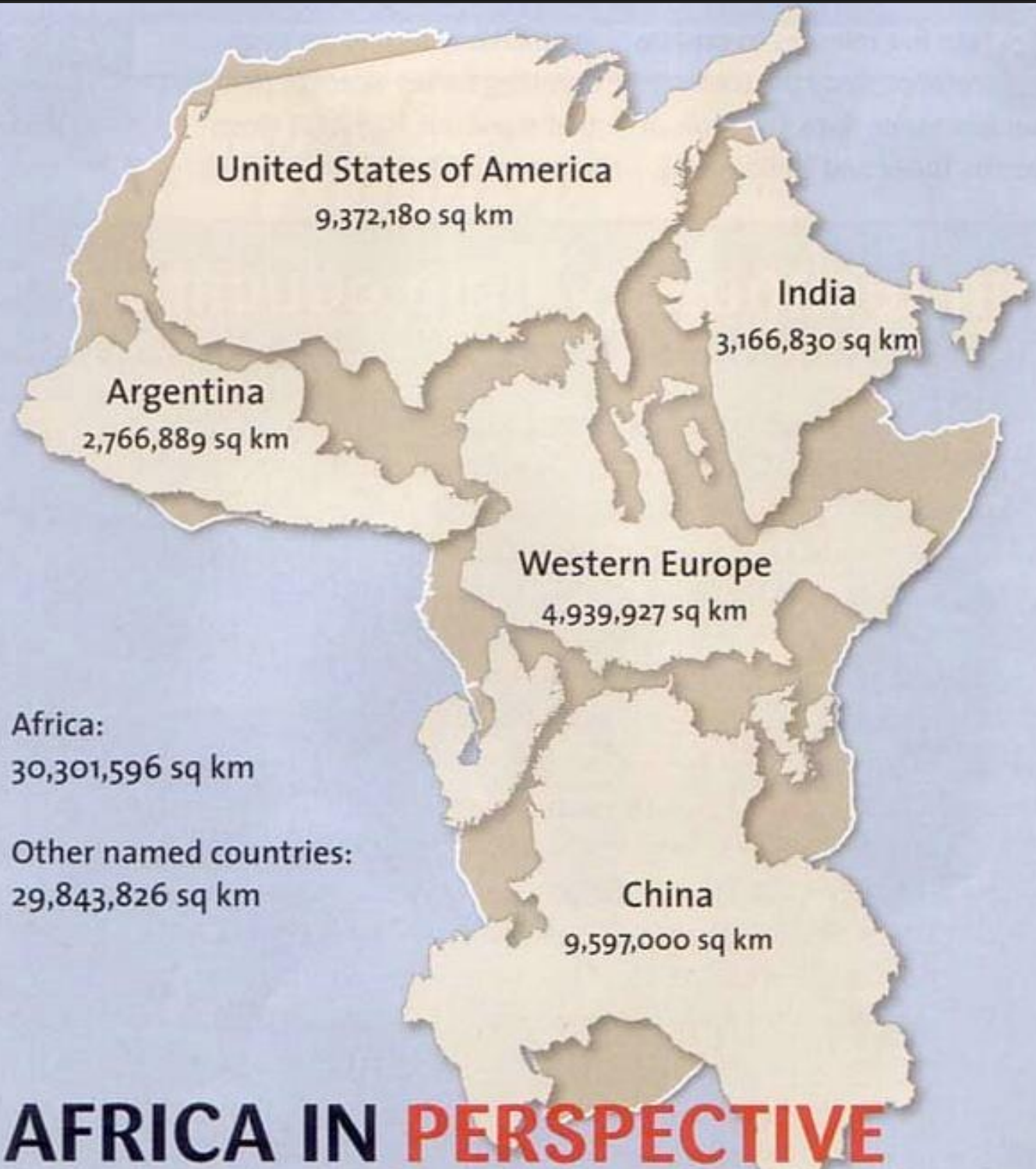
WHY AFRICA?

BY BENOIT LA SALLE

December

2014

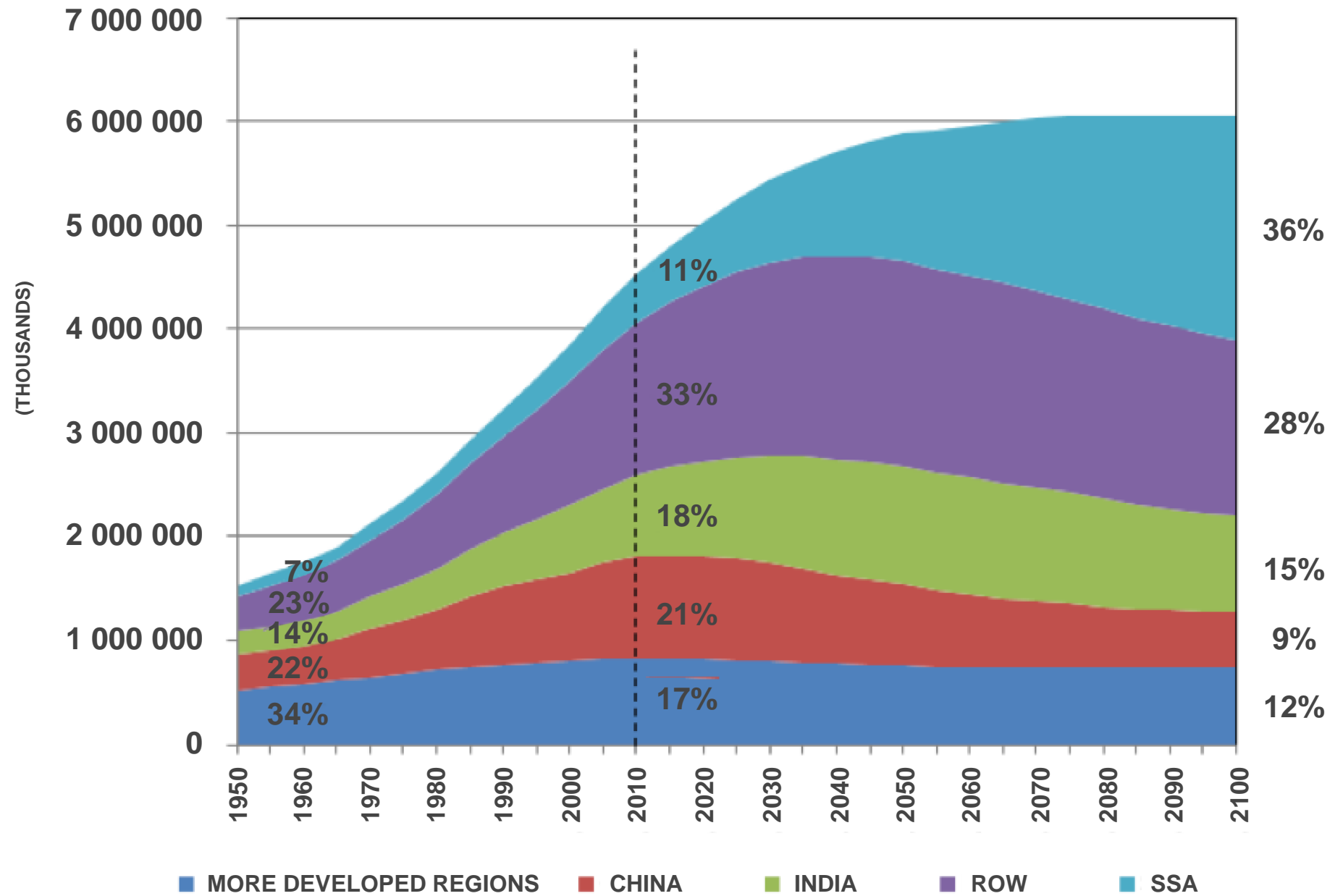
AFRICA IS THE FUTURE



People often underestimate quite how large Africa is, so we figured we'd put it in perspective by transposing as many of the world's other countries over it as we could. As you can see, Africa is larger than China, the USA, Western Europe, India, Argentina and the British Isles... combined!

Source: *The Times Atlas*

WORKING-AGE POPULATION WORLDWIDE



SOURCE: UNITED NATIONS

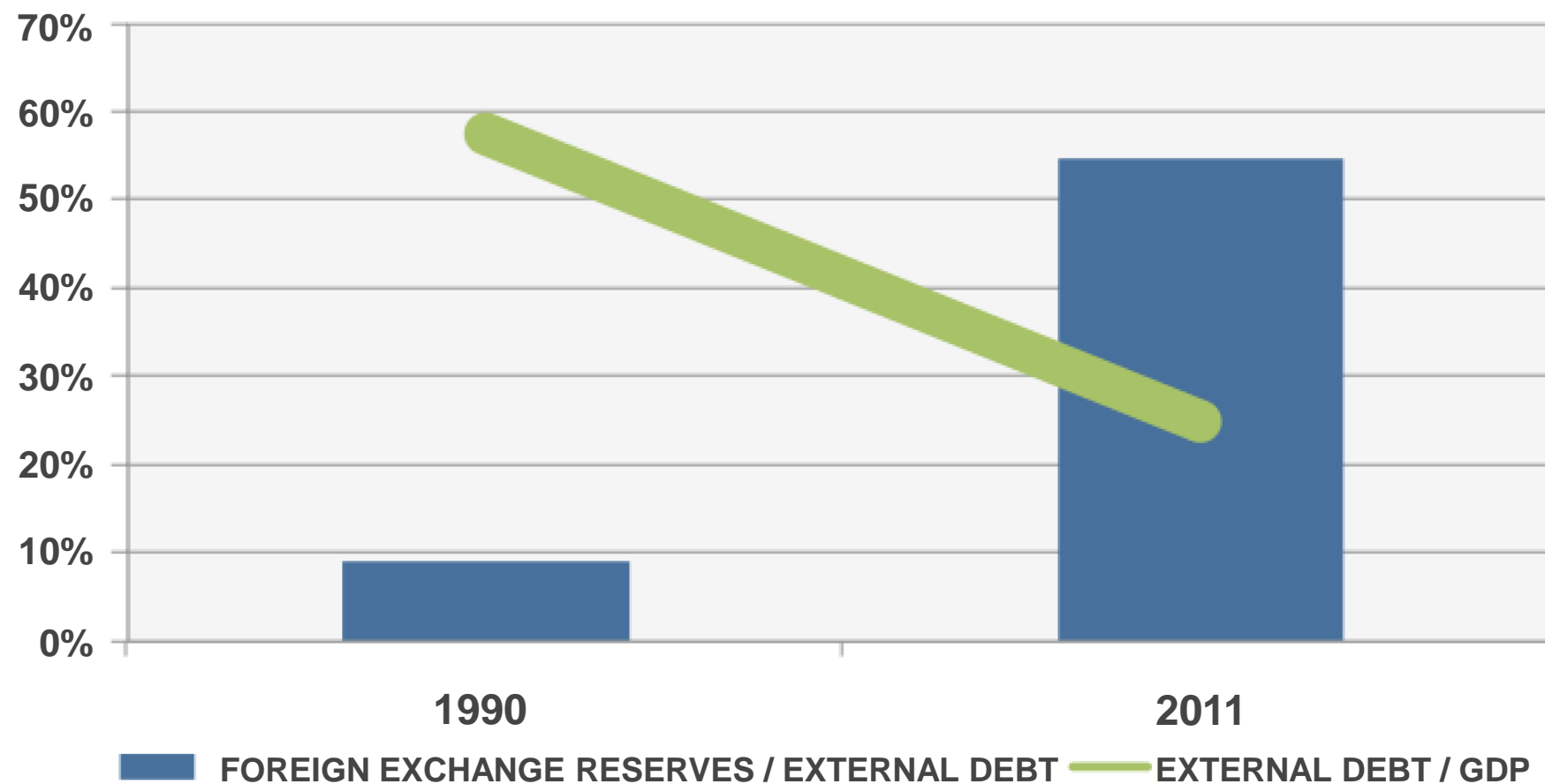
TEN FASTEST GROWING COUNTRIES

ANNUAL AVERAGE GDP GROWTH RATE IN %

2001-2010		2011-2015 (f)	
ANGOLA	11.3	IRAQ	11
CHINA	10.5	GHANA	9.4
MYANMAR	10.3	IVORY COAST	9.3
NIGERIA	8.9	CHINA	8.5
CHAD	8.6	MOZAMBIQUE	7.8
ETHIOPIA	8.3	GUINEA	7.6
KAZAKHSTAN	8.3	RWANDA	7.6
MOZAMBIQUE	8	NIGER	7.4
CAMBODIA	8	ZAMBIA	7.4
RWANDA	7.8	DR CONGO	7.2

COUNTRIES WITH POPULATION ABOVE 10 MILLION
SOURCE: IMF WEO OCT 2012

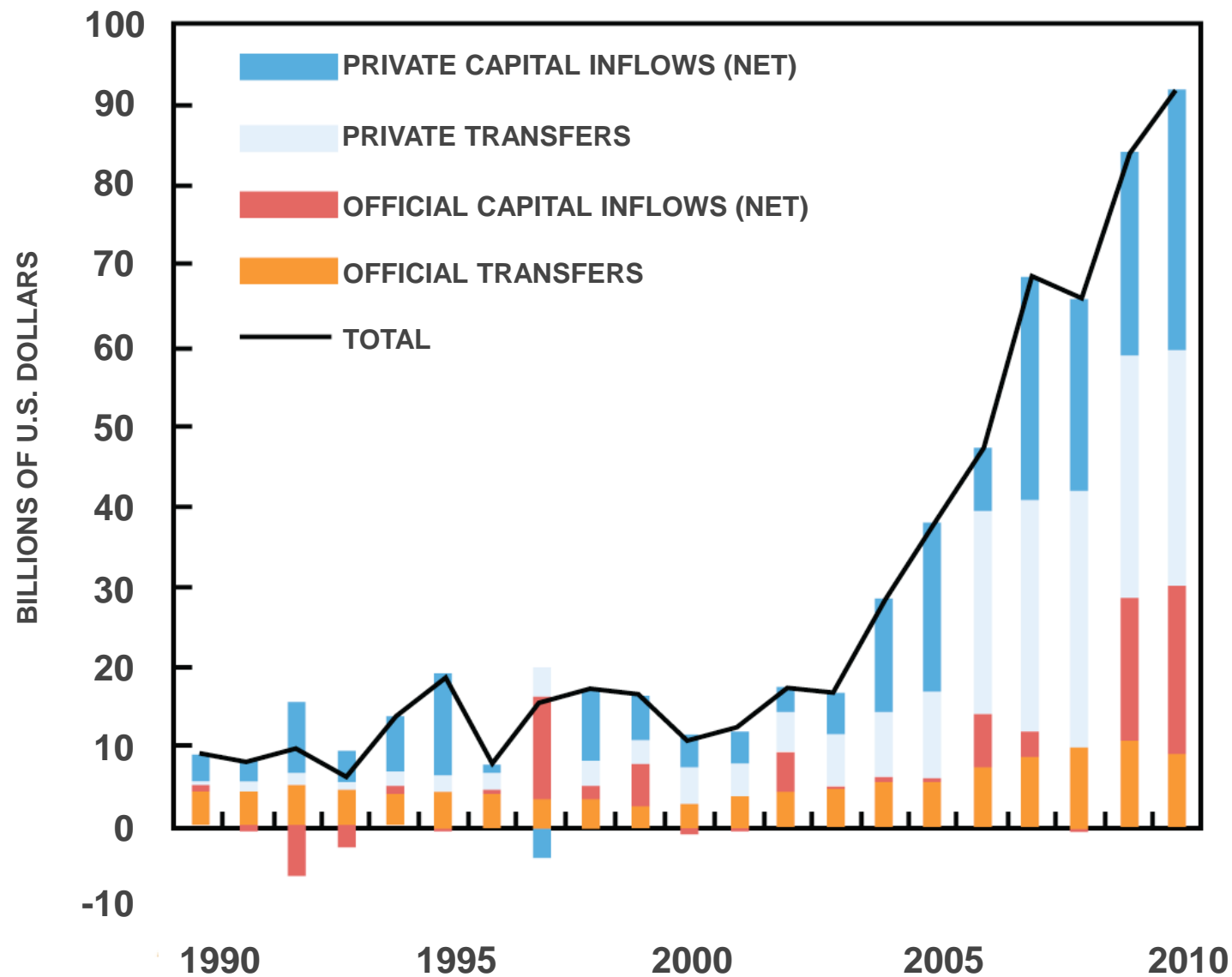
FOREIGN EXCHANGE RESERVES / EXTERNAL DEBT



SOURCE: IMF, WORLD BANK DATA

- Debt reduction strategies and external trade oriented policies has resulted in a dramatic improvement of SSA countries savings and solvency.
- All recent sovereign bond issues are oversubscribed.
- 9 sovereign wealth funds created. 10 to be created soon.

DESTINATION OF FUNDS: PUBLIC VS PRIVATE

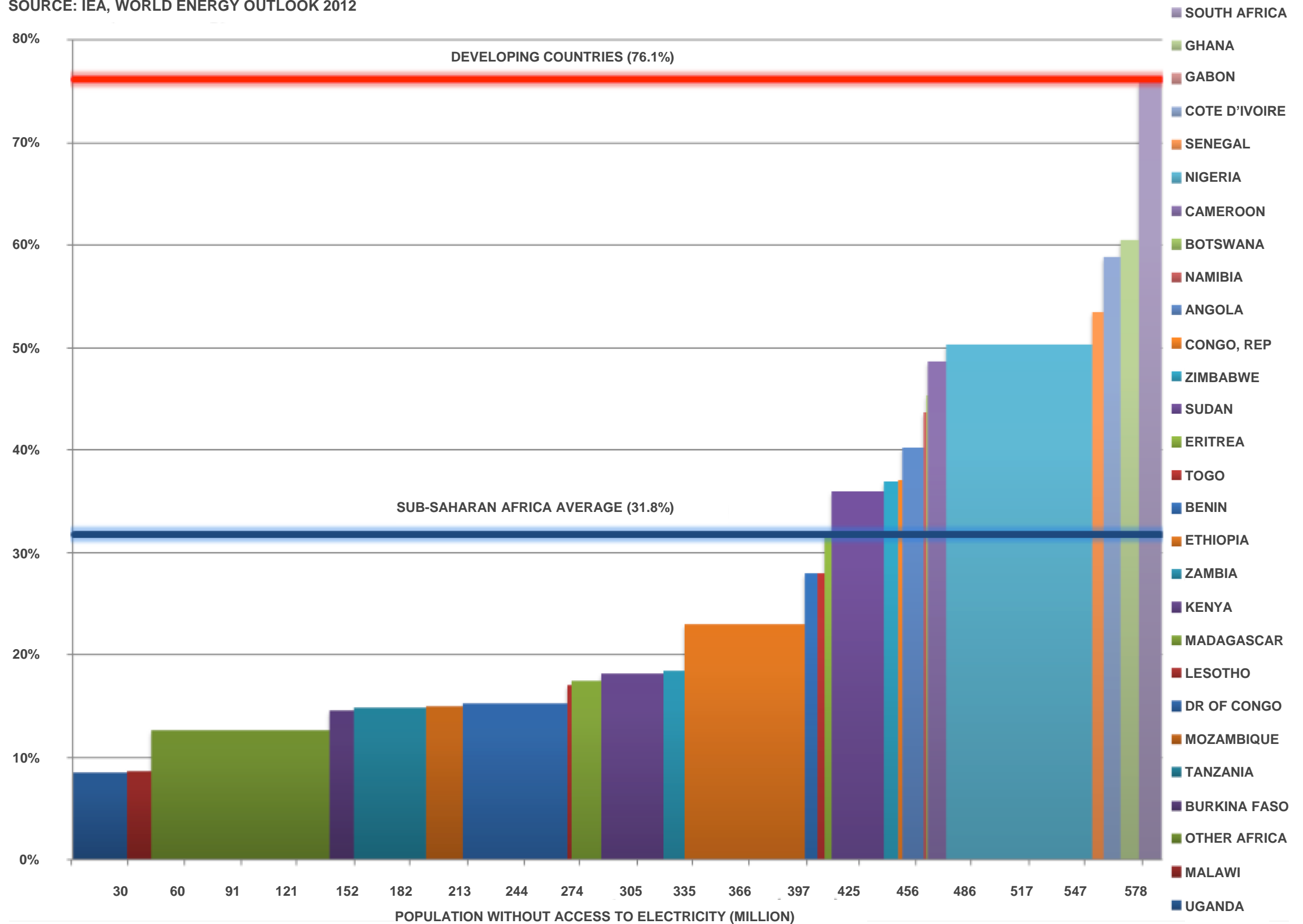


SOURCE: IMF

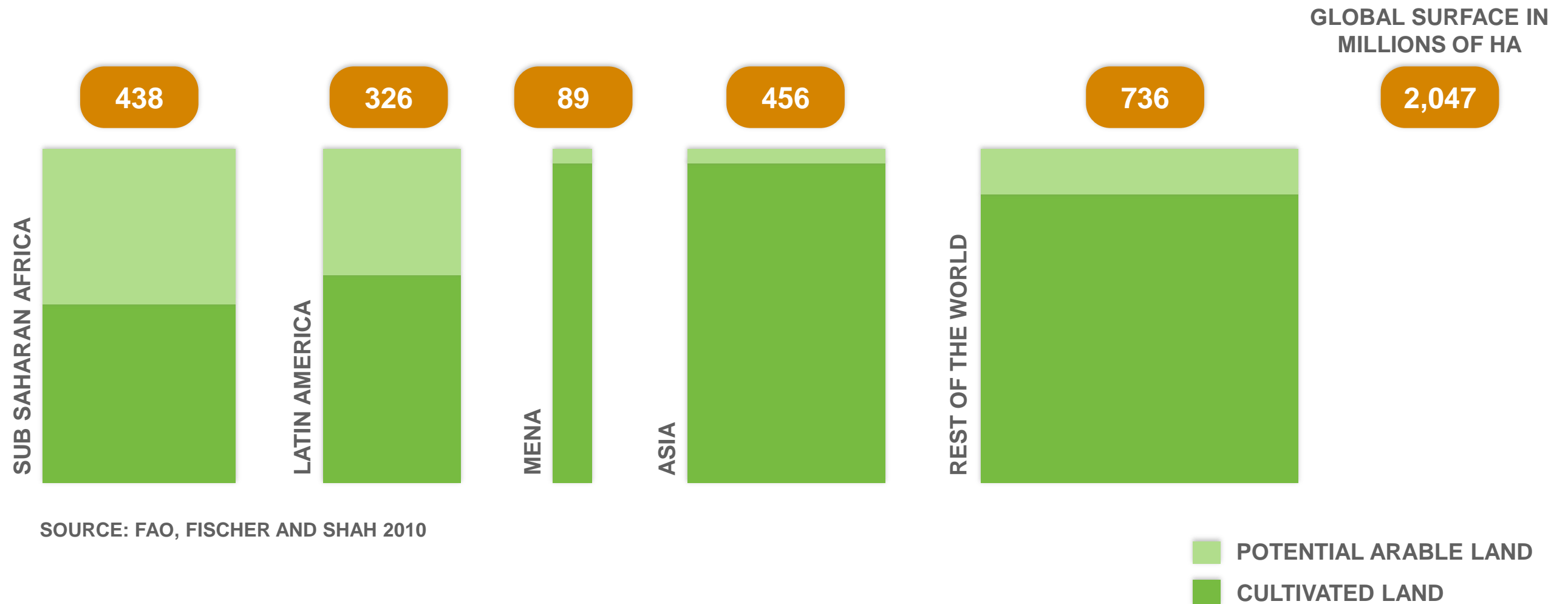
- Foreign flows: x10 in 10 years.
- Remittances: over US\$ 30 billion per year.
- Funds going to the private sector: average return on investment is the highest in the world.

ELECTRIFICATION RATES IN AFRICA

SOURCE: IEA, WORLD ENERGY OUTLOOK 2012



SSA: 45% OF THE POTENTIAL AVAILABLE LAND



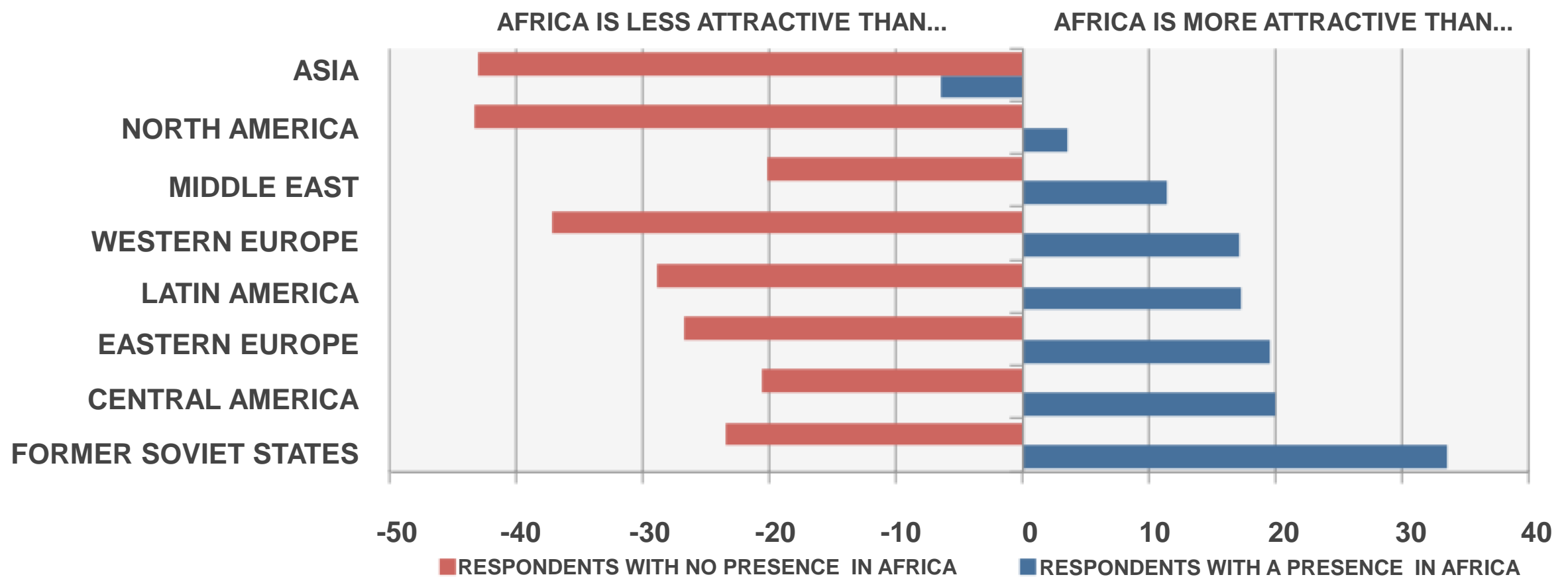
- Productivity can be boosted: no country in Africa is achieving more than 30% of the potential yield on currently cultivated areas. (World Bank)
- Africa is ripe for a green revolution and the first stage of this revolution is the land rush we are witnessing now.

THE DEVELOPMENT OF CITIES IN AFRICA



Infrastructure Infrastructure Infrastructure
The labor force is available

PERCEPTION OF AFRICA RELATIVE TO OTHER REGIONS



SOURCE: ERNST & YOUNG'S 2012 AFRICA ATTRACTIVENESS SURVEY. TOTAL RESPONDENTS: 505

- For investors with no presence in Africa, the continent is still viewed as relatively unattractive against all regions.
- It is the contrary for investors having a presence in Africa.
- Major factors: political instability, corruption, difficulty of doing business.

WHAT IS OUR CONTRIBUTION TO DEVELOP THE FUTURE OF AFRICA?



WHAT DO THESE COMPANIES NEED IN ORDER TO OPERATE?

WE ARE LEADER IN OUR INDUSTRY
WE HAVE ALL THE COMPONENTS TO BE SUCCESSFUL

FONDATION
SEMAFO

2008 FONDATION SEMAFO

ASSOCIATED COMPANY TO POSITION OUR VISION



TOGETHER FOR A BETTER SOCIETY

- 30-minute weekly radio segments
- Broadcast over more than 16 radio stations nationwide
- Translated in 5 different languages

EDUCATING THE YOUTH OF WEST AFRICA

DEVELOPING A SUSTAINABLE RESOURCE THAT WILL HELP GENERATE CLEAN ENERGY FOR THE FUTURE



NATIONAL PRIORITIES VS CSR INITIATIVES



Windiga Energy is a Canadian-based Independent Power Producer focused on exploiting available energy resources in West Africa in order to increase the region's electricity access. The corporation's strategic focus is to create shareholder value through its innovative approach to the development of power generation facilities.

CANADIAN COUNCIL IN AFRICA



Canadian Council on Africa
Conseil Canadien pour l'Afrique



MERCI / ANIKE